

BURGESS HILL SCHOOL

for girls

Advanced Level 2010

The record breaking year!

A new record for top grades achieved

87%

A* to B grades

74.3%

A* and A grades

**Top School in
Sussex**

(Telegraph and Times 2010)

**Consistent achievement
at the highest level:**

2003-2010

A* to B grade

8 year average

82.9%



The Best Ever!

86.8% of all entries gained A* to B grades to beat the previous school record by 2.8%. A remarkable 74.3% of entries were awarded top A* and A grades to place us 26th in the Telegraph table of 405 Independent Schools and make us the highest performing school in Sussex for the top A Level grades.

20 students gained 3 or more A* or A grades and a remarkable 26% of all entries were awarded the new A* grade reflecting the strength and depth of the girls' achievements. Over the last 8 years our Upper Sixth students have averaged 82.9% A* to B grades demonstrating a level of consistency that has not been matched by any other school in Sussex. It is this level of top grade success that continues to allow the vast majority of our students to secure places on their chosen courses.

BURGESS HILL SCHOOL FOR GIRLS

Phone: 01444 241050

Fax: 01444 870314

Email: registrar@burgesshill-school.com

**26th position in the Telegraph table of
405 Independent Schools**

(percentage of A and A grades awarded)*

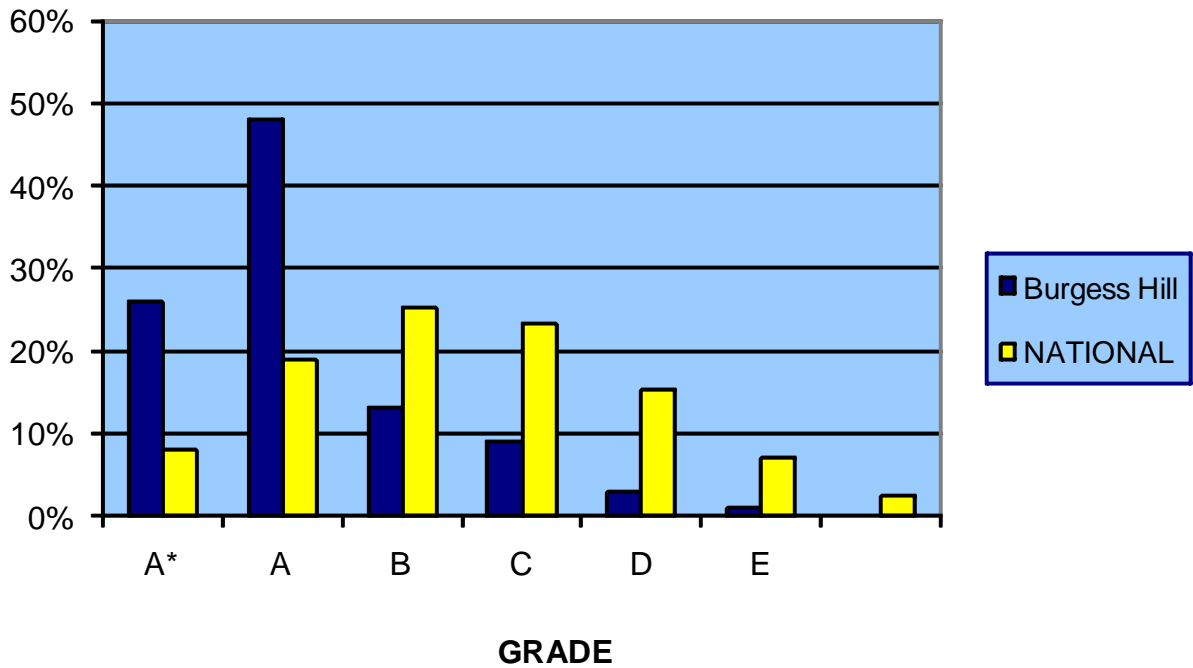
Highest Ranking School in Sussex

BURGESS HILL SCHOOL for GIRLS A LEVEL SUMMER 2010											
SUBJECT	A*	A	B	C	D	E	U		TOTAL ENTRY	%A* to B	PASS RATE
ART	2	5							7	100.0	100
BIOLOGY	2	5	1						8	100.0	100
BUSINESS STUDIES	1	1		1					3	66.7	100
CHEMISTRY	2	4	2	1					9	88.9	100
CHINESE		9	1						10	100.0	100
CLASSICS	1	1							2	100.0	100
ECONOMICS		5	1	1					7	85.7	100
ENGLISH LITERATURE	4	3	1	1					9	88.9	100
FRENCH	2	1	3	1					7	85.7	100
GEOGRAPHY		5							5	100.0	100
GERMAN	1								1	100.0	100
HISTORY	1	4	2						7	100.0	100
LATIN		1							1	100.0	100
MEDIA STUDIES		1	2	1					4	75.0	100
MATHEMATICS	10	5				1			16	93.8	100
FURTHER MATHS		3		1					4	75.0	100
MUSIC		1							1	100.0	100
PSYCHOLOGY	4	3	1	1	1				10	80.0	100
PHYSICAL EDUCATION	1	1		1	1				4	50.0	100
PHYSICS	1	3	1		1				6	83.3	100
RELIGIOUS STUDIES	2	2							4	100.0	100
SPANISH	1	1							2	100.0	100
TEXTILES	1	1		2		1			5	40.0	100
THEATRE STUDIES		1	1	1					3	66.7	100
RESISTANT MATERIALS					1				1	0.0	100
TOTAL	36	66	16	12	4	2	0		136	86.8	100
PERCENTAGE	26%	48%	13%	9%	3%	1%					



- * 100% pass rate in all subjects
- * 100% A* to B grades in eleven subjects
- * 100% A* and A grades in eight subjects
- * 26% A* grades
- * 45% of girls achieve all A* and A grades
- * 116.2 UCAS points per full A Level entry
- * 419.3 UCAS points per student (Record)

BURGESS HILL SCHOOL ADVANCED LEVEL 2010



The following girls gained 3 or more A*/A grades:

Twenty two girls, 52% of the year group, achieved three or more A*/A grades and deserve particular congratulations on their superb achievement. They are as follows: Bethany Ault, Emma Bonney, Rachel Campbell, Hazel Chan, Maris Chan, Samantha Chandrasakeera, Georgina Coad, Olivia Condie, Lisa Coppinger, Elisa Fuller, Claire Lam, Jessica Latham, Wai-Shan Lo, Tara Matthew, Emily McKinnell, Laura Moss-Bromage, April Sung, Elizabeth Walker, Gwenllian Williams, Michelle Wong, Jenny Woodman, Sha-Bai Zheng.

The first national award of the A* grade:

BHS 26% A* grades

National Average 8%

Congratulations to Samantha Chandrasakeera and Gwenllian Williams who each achieved three A* grades.

74% A*/A grades

National Average 27%



ADVANCED LEVEL – THE LAST EIGHT YEARS

The most consistent record of top grade success in Sussex

Grades	2003	2004	2005	2006	2007	2008	2009	2010
Pass Rate	98%	100%	100%	100%	99%	99%	100%	100%
A&B %	84%	79%	81%	81%	82%	82%	82%	87% New record
UCAS points per candidate	347	365	385	396	384	379	397	419 New record

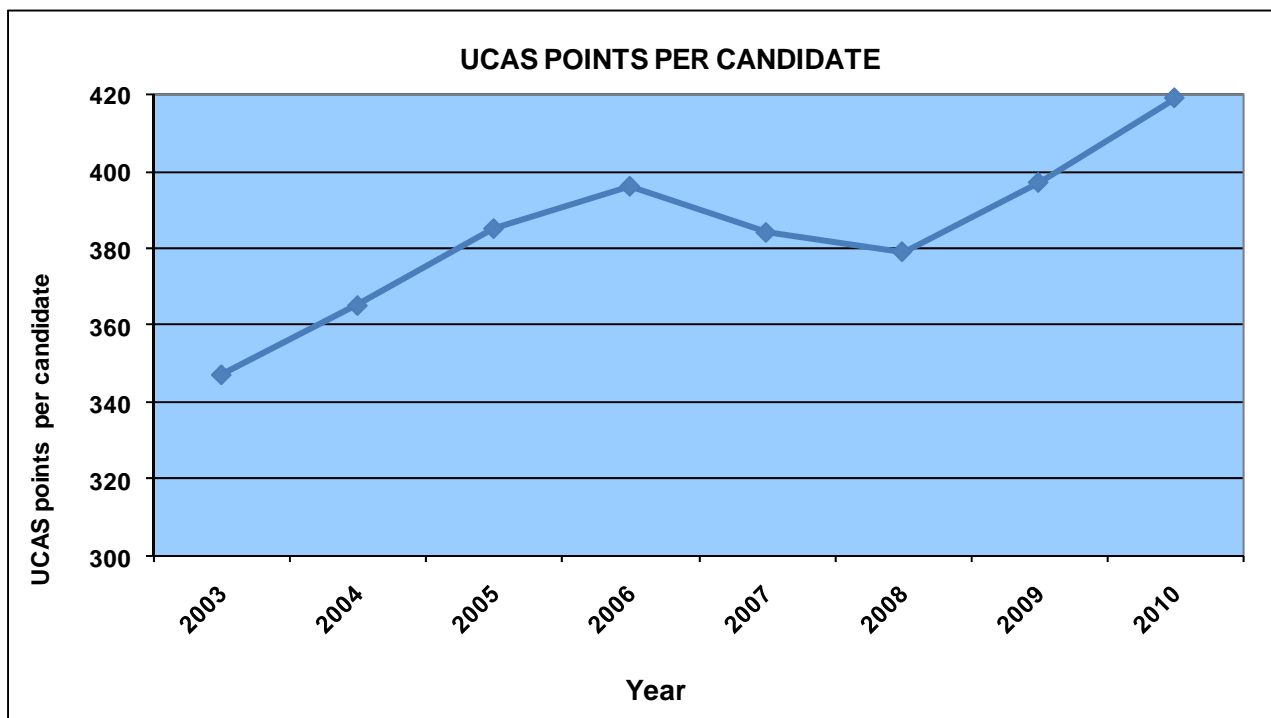


The UCAS point tariff for full A Level grades:

A* 140 A 120 B 100 C 80 D 60 E 40

The UCAS point tariff for AS Level grades:

A 60 B 50 C 40 D 30 E 20



UCAS points per candidate - A Level and AS Level 2003-2010

BURGESS HILL SCHOOL for GIRLS ADVANCED LEVEL 2003 - 2010

SUBJECT	A*	A	B	C	D	E	U	TOTAL ENTRY	% A+B	PASS RATE	% Entry
RELIGIOUS STUDIES	2	2						4	100.0	100	0.4
ART	2	28	16	2	2			50	91.7	100	4.8
BIOLOGY	2	44	18	9	3	3	1	80	79.5	99	7.7
BUSINESS STUDIES	1	6	11	4	2			24	73.9	100	2.3
CHEMISTRY	2	49	25	14	3		1	94	80.4	99	9.0
CHINESE		59	12					71	100.0	100	6.8
CLASSICS	1	6	10	4				21	80.0	100	2.0
THEATRE STUDIES		19	9	5	2			35	80.0	100	3.3
ECONOMICS		29	14	4	2			49	87.8	100	4.7
ENGLISH LITERATURE	4	34	14	5	2	1		60	85.7	100	5.7
FRENCH	2	13	8	6		1		30	75.0	100	2.9
GERMAN	1	4	1		2			8	71.4	100	0.8
GEOGRAPHY		23	15	3	4	1		46	82.6	100	4.4
HISTORY	1	43	12	3	1	1		61	91.7	100	5.8
INFORMATION TECH.		2	3					5	100.0	100	0.5
LATIN		4	6	2				12	83.3	100	1.1
MEDIA STUDIES		7	3	3				13	76.9	100	1.2
MATHEMATICS	10	84	16	7	3	2		122	89.3	100	11.7
MUSIC		12	6	4	1			23	78.3	100	2.2
PSYCHOLOGY	4	39	29	14	6	3	2	97	73.4	98	9.3
PHYSICAL EDUCATION	1	11	4	4	3	1		24	65.2	100	2.3
PHYSICS	1	18	12	3	3	1		38	81.1	100	3.6
SPANISH	1	13	4	2	1			21	85.0	100	2.0
TEXTILES	1	10	8	10	1	2		32	58.1	100	3.1
FURTHER MATHS		15	1	2				18	88.9	100	1.7
RES. MATERIALS		1	3	1	2			7	57.1	100	0.7
TOTAL	36	575	260	111	43	16	4	1045	82.8	99.6	

(note - A* grades were only introduced in 2010 and a number of subjects were introduced after 2003)



Excellence and Consistency

- * **82.8% A* to B grades over eight years**
- * **100% pass rate in 23 subjects**
- * **Most popular subjects: Mathematics, Psychology, Chemistry, Biology.**

Lower Sixth AS Level Results 2010

Grade	A	B	C	D	E	U	A/B
Number	94	44	28	10	8	1	138
Percentage	51%	24%	15%	5%	4%	1%	75%



This is a strong performance at AS level with 75% of entries at A and B grades.

10 Lower Sixth students recorded 4 A grades in their AS Level examinations.

The pattern of the last few years has shown that Upper Sixth groups usually add about 5-10% to their A and B grade performance as they complete the second 'A2' stage of their A Level courses.

We can be optimistic about another outstanding A Level performance from our Upper Sixth in 2011 with every possibility that the A* to B percentage will exceed 80% for the ninth consecutive year!

BURGESS HILL SCHOOL

for girls

GCSE 2010

A/A* grades 76.5%

Excellent results alongside outstanding performances in Sussex girls' sport during 2009-2010

76.5%
A*/A grades

Times top 100 GCSE schools 2006, 2007, 2008, 2009, 2010

Record GCSE Results for Sussex 2008

A* to C
Pass rate
99%

Over a third of the year group achieves all A* and A grades



In the last four years we have celebrated GCSE results that broke all records for both Burgess Hill School and all schools in Sussex.

Our 2010 Year Group fulfilled its potential by delivering an excellent 76.5% A* and A grades, more than three times the national pass rate for the top grades.

46 girls included 5 or more passes at A* or A grade representing an amazing 84% of the year group.

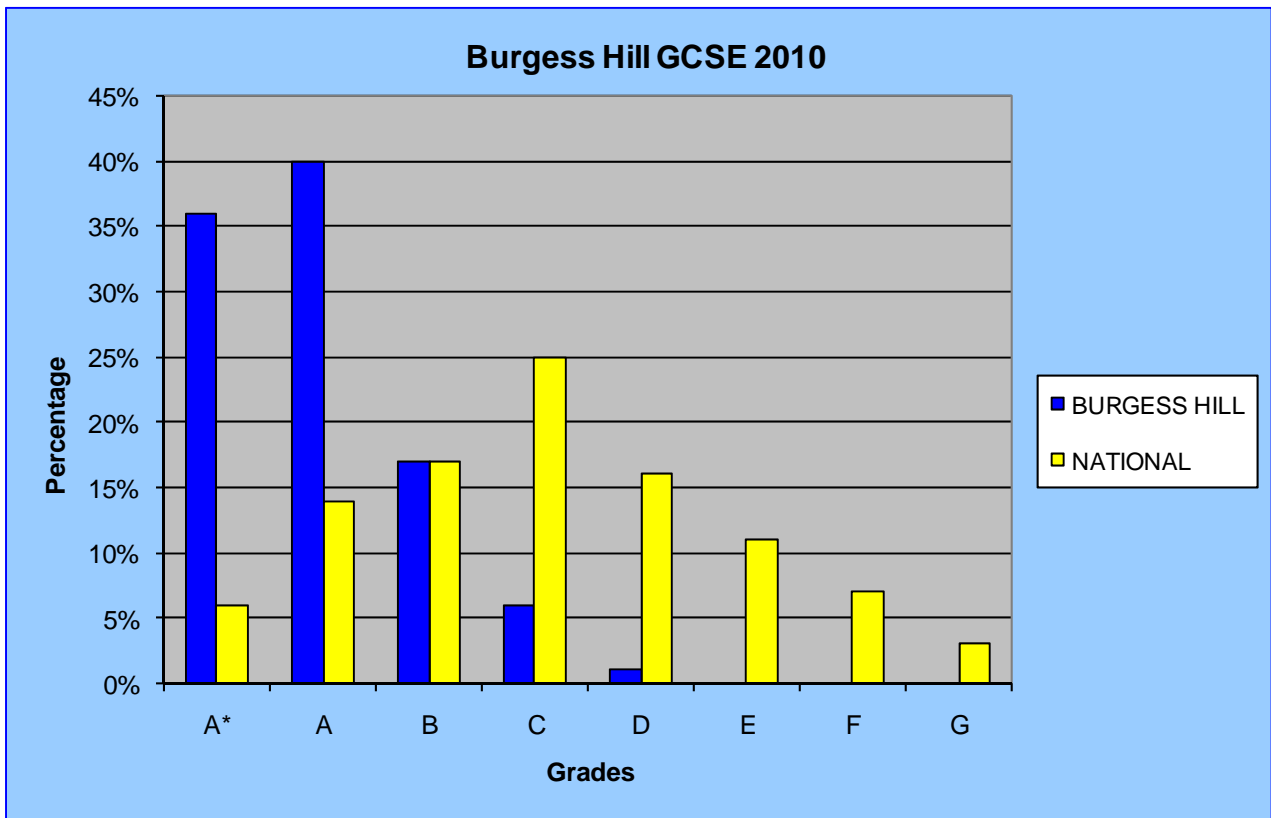
Over a half of our students recorded 8 or more A*/A grades.

Congratulations to the following 19 girls who achieved all A* and A grades:

Emilie Brammer, Harriet Bull, Elizabeth Cody, Felicity Coghlan, Jessica Colley, Victoria Edwards, Charlotte Fodder, Anna George, Isabelle Gibson, Gemma Hampshire, Rowena Henley, Marina Holden, Nico Howells-Green, Sarah Latham, Rhian Male, Victoria Stapley, Madeleine Whelan, Laura Willis, Sin-Chi Kuan.

67th in the table of the top 434 independent schools
(Daily Telegraph and Times)

We are the only Sussex school to be placed in the top 100 schools in each of the last six years.



These results reflect the hard work and commitment of both girls and staff and will provide an excellent grounding for A level work and future university entry.



For the last six years our Year 11 students have achieved more than three times the national percentage of top A* and A grades that provide the best foundation for A level work.

This year our Year 11 achieved five times the national average for A* grades!

Proud parents and daughters!

It is particularly commendable that the 2010 Year 11 group have delivered such outstanding results whilst being the first Burgess Hill year group to take the IGCSE qualification in double award or separate sciences.

Year 11 2010
76.5% A*/A Grades
 (National A*/A - 22%)



BURGESS HILL SCHOOL for GIRLS GCSE SUMMER 2010											
SUBJECT	A*	A	B	C	D	E	F	G	TOTAL ENTRY	%A*+A	PASS RATE A-C GRADES
ART	16	6							22	100.0	100.0
BIOLOGY (IGCSE)	9	9	2	2					22	77.3	100.0
BUSINESS ST.	9	10	3						22	86.4	100.0
CHEMISTRY (IGCSE)	6	8	5	3					22	63.6	100.0
CHINESE	7								7	100.0	100.0
CLASSICS		1	1						2	50.0	100.0
RES. MATERIALS			1	2					3	0.0	100.0
DRAMA	5	3	2						10	80.0	100.0
ENGLISH LANG.	21	20	9						50	82.0	100.0
ENGLISH LIT.	7	30	12	1					50	74.0	100.0
FRENCH	8	8	2	1					19	84.2	100.0
GEOGRAPHY	15	10	1						26	96.2	100.0
GERMAN	3	5	2						10	80.0	100.0
HISTORY	11	9	5	2					27	74.1	100.0
BUS. COMMUNICATION	11	11							22	100.0	100.0
LATIN	2	2							4	100.0	100.0
MATHEMATICS	13	31	8	3					55	80.0	100.0
MUSIC	2	4	2						8	75.0	100.0
PHYSICS (IGCSE)	7	5	6	4					22	54.5	100.0
PHYSICAL ED.	9	2							11	100.0	100.0
RELIGIOUS ST.	4	2							6	100.0	100.0
SCIENCE COORD. (IGCSE)	10	18	22	12	4				66	42.4	93.9
SPANISH	5	13	2	1	1				22	81.8	95.5
STATISTICS	9	4							13	100.0	100.0
TEXTILES	3	4							7	100.0	100.0
TOTAL	192	215	85	31	5	0	0	0	528	76.9%	99.05%
PERCENTAGE	36%	40%	17%	6%	1%						

Year	2004	2005	2006	2007	2008	2009	2010
A* to C	97%	96%	99.8%	98%	99.7%	98%	99.1%
			Record				
A* and A	65%	63%	81%	76%	85.2%	74%	76.5%
Rank	Best in Sussex		Best in Sussex	Best in Sussex	Sussex Record		