

BURGESS HILL SCHOOL

for girls

Advanced Level 2011

Another excellent year!

Continuing our outstanding record for top grades and entry to chosen university courses

95%

A* to C grades

84%

A* to B grades

54.7%

A* and A grades

Consistent achievement at the highest level:

2003-2011

A* to B grade

9 year average

83.2%

BURGESS HILL SCHOOL FOR GIRLS

Phone: 01444 241050

Fax: 01444 870314

Email: registrar@burgesshill-school.com



Consistent A* to B success ensures first choice university entry

84.17% of all entries gained A* to B grades to achieve our second best performance ever. 54.7% of entries were awarded top A* and A grades. Almost two thirds of the year group gained the coveted top grades, A* to B, in all their subjects and a third of girls gained at least one A*.

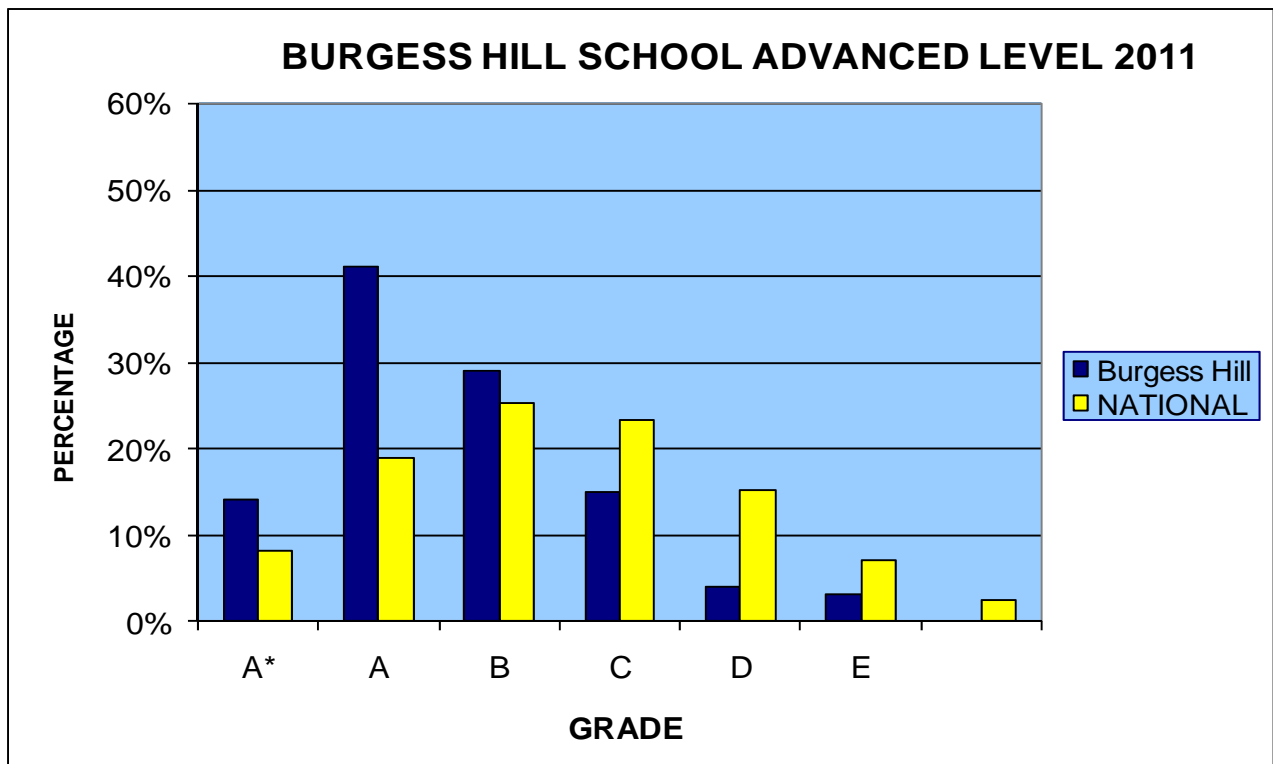
Over the last 9 years our Upper Sixth students have averaged 83.2% A* to B grades demonstrating a level of consistency that has not been matched by any other school in Sussex. It is this level of top grade success that continues to allow the vast majority of our students to secure places on their chosen courses. at their preferred universities.

All girls secure chosen university places

BURGESS HILL SCHOOL for GIRLS											A LEVEL SUMMER 2011		
SUBJECT	A*	A	B	C	D	E	U		TOTAL ENTRY	%A* to B	PASS RATE		
ART		2	1						3	100.0	100		
BIOLOGY	1	4	2	1					8	87.5	100		
BUSINESS STUDIES		1	2		1				4	75.0	100		
CHEMISTRY	3	3	2		1	1			10	80.0	100		
CHINESE		4	3						7	100.0	100		
CLASSICS		2	1						3	100.0	100		
ECONOMICS			4	2					7	66.0	100		
ENGLISH LITERATURE	2	4							6	100.0	100		
FRENCH		3	3	1					7	85.7	100		
GEOGRAPHY			2	1					3	66.0	100		
HISTORY	3	5	5	3					16	81.2	100		
MEDIA STUDIES		2	3	2					7	71.4	100		
MATHEMATICS	8	3	2		1	1			15	86.7	100		
FURTHER MATHS		1	1						2	100.0	100		
MUSIC		2	5						7	100.0	100		
PSYCHOLOGY		7	2	3		1			13	69.2	100		
PHYSICAL EDUCATION		1	2	1					4	75.0	100		
PHYSICS	1	3		1					5	80.0	100		
RELIGIOUS STUDIES		3							3	100.0	100		
SPANISH		2							2	100.0	100		
TEXTILES		1		1					2	50.0	100		
THEATRE STUDIES		3	1						4	100.0	100		
ICT	1	1							2	100.0	100		
Extended Project	2	2	2						6	100.0	100		
TOTAL	19	57	41	16	3	3	0		139	84.2	100		
PERCENTAGE	14%	41%	29%	12%	2%	2%							



- * 100% pass rate in all subjects
- * 100% A* to B grades in ten subjects
- * 100% A* and A grades in five subject
- * 399 UCAS points per student



Particular congratulations go to the following girls who gained 3 or more A*/A grades:

Lucy Baird-Murray (Ancient History and History, Nottingham), Madeleine Bravery (History and Sociology, Manchester), Nicola Elder (Psychology, Exeter), Beatrice Farmelo (Sociology and Politics, Bristol), Anna Graham (Management with Marketing, Leeds), Megan Hector (English Language and Literature, King's College, London), Charlotte Jenkins (Applying for Medicine 2011), Florence Moon (Psychology, Exeter), Cherry Ng (Nutrition, Kings College, London) and Anna Prendergast (applying 2012) who gained A or A* in all their subjects. Sarah Lucas and Charlotte Frost gained a full house of A* grades in their A level subjects and in their extension courses, Further Mathematics and the Extended Project Qualification respectively.

The interests of the girls are diverse and their course choices and destinations speak volumes about the strength and breadth of their talents, from Medicine at Bristol (Chloe de Souza) to International Relations at Edinburgh (Malaka Hilmy); Mechanical Engineering at Bristol (Kate Mactear); IT in Organisations at Southampton (Lizzie Bolton); French with Italian at Royal Holloway (Hannah Goodbourn); Japanese at SOAS (Tanya Savage); Biochemistry at Newcastle (Vivian Wong); Mathematics with Management at Exeter (Priscilla Yeung) and Drama, Theatre and Performance at Roehampton (Bethany Gavin)

84% A* to B grades



ADVANCED LEVEL – THE LAST EIGHT YEARS

The most consistent record of top grade success in Sussex

Grades	2004	2005	2006	2007	2008	2009	2010	2011
Pass Rate	100%	100%	100%	99%	99%	100%	100%	100%
A&B %	79%	81%	81%	82%	82%	82%	87% New record	84%
UCAS points per candidate	365	385	396	384	379	397	419 New record	399

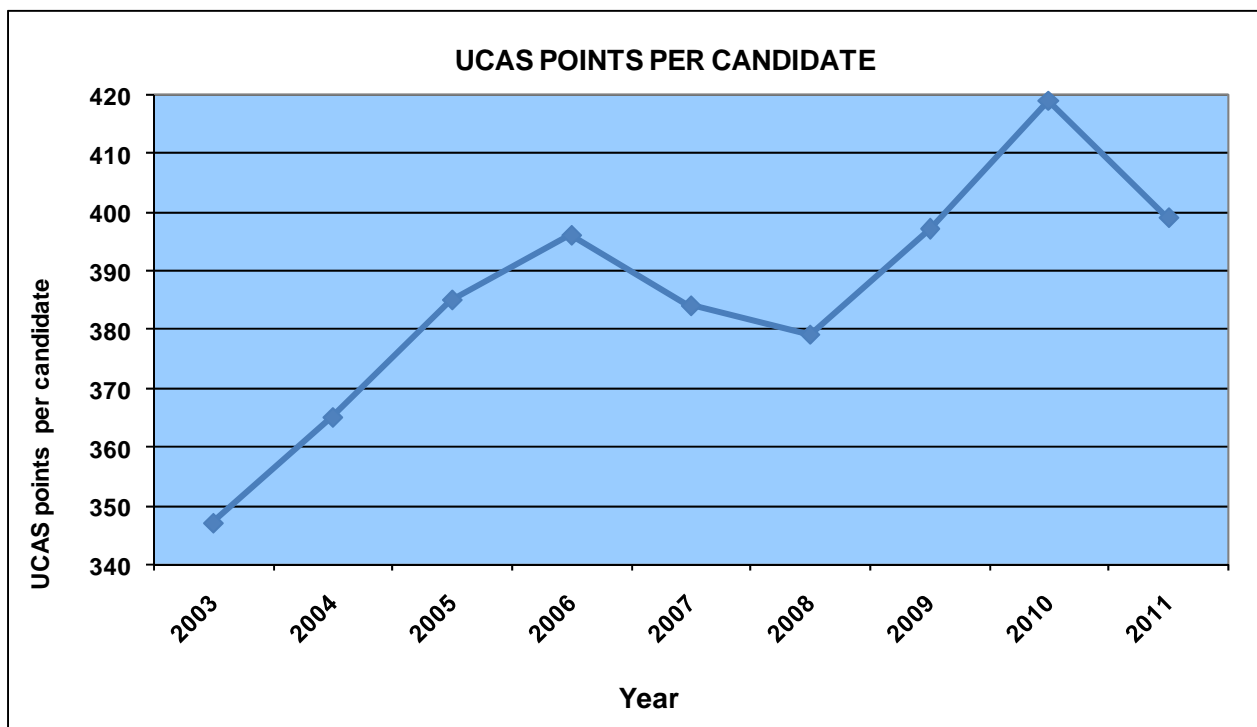


The UCAS point tariff for full A Level grades:

A* 140 A 120 B 100 C 80 D 60 E 40

The UCAS point tariff for AS Level grades:

A 60 B 50 C 40 D 30 E 20



UCAS points per candidate - A Level and AS Level 2003-2011

BURGESS HILL SCHOOL for GIRLS ADVANCED LEVEL 2003 - 2011

SUBJECT	A*	A	B	C	D	E	U	TOTAL ENTRY	% A+B	PASS RATE	% Entry
RELIGIOUS STUDIES	2	5						7	100.0	100	0.6
ART	2	30	17	2	2			53	92.2	100	4.5
BIOLOGY	3	47	21	10	3	3	1	88	80.0	99	7.5
BUSINESS STUDIES	1	7	13	4	3			28	74.1	100	2.4
CHEMISTRY	5	52	27	14	5	1	1	105	79.0	99	8.9
CHINESE		53	15					68	100.0	100	5.8
CLASSICS	1	8	11	4				24	82.6	100	2.0
THEATRE STUDIES		22	10	5	2			39	82.1	100	3.3
ECONOMICS		29	18	6	2			55	85.5	100	4.7
ENGLISH LITERATURE	6	38	14	5	2	1		66	86.7	100	5.6
FRENCH	2	16	11	7		1		37	77.1	100	3.1
GERMAN	1	4	1		2			8	71.4	100	0.7
GEOGRAPHY		23	17	4	4	1		49	81.6	100	4.2
HISTORY	4	48	17	6	1	1		77	89.0	100	6.6
INFORMATION TECH.	1	3	3					7	100.0	100	0.6
LATIN		4	6	2				12	83.3	100	1.0
MEDIA STUDIES		9	6	5				20	75.0	100	1.7
MATHEMATICS	18	87	18	7	4	3		137	88.2	100	11.7
MUSIC		14	11	4	1			30	83.3	100	2.6
PSYCHOLOGY	4	46	31	17	6	4	2	110	72.6	98	9.4
PHYSICAL EDUCATION	1	12	6	5	3	1		28	66.7	100	2.4
PHYSICS	2	21	12	4	3	1		43	80.5	100	3.7
SPANISH	1	15	4	2	1			23	86.4	100	2.0
TEXTILES	1	11	8	11	1	2		34	57.6	100	2.9
FURTHER MATHS		16	2	2				20	90.0	100	1.7
RES. MATERIALS		1	3	1	2			7	57.1	100	0.7
TOTAL	55	621	302	127	47	19	4	1175	83.2	99.6	

(note - A* grades were only introduced in 2010 and a number of subjects were introduced after 2003)



Nine years of excellence and consistency

- * **83.2% A* to B grades over nine years**
- * **100% pass rate in 23 subjects**
- * **5 most popular subjects: Mathematics, Psychology, Chemistry, Biology, History.**

Lower Sixth AS Level Results 2011

Grade	A	B	C	D	E	U	A/B
Number	60	34	18	4	1	2	119
Percentage	50%	29%	15%	3%	1%	2%	79%



The foundation for another outstanding performance in 2012

This is a very strong performance at AS level with 79% of entries at A and B grades representing a 4% improvement from 2010.

80% of our Lower Sixth students recorded at least three A/B grades in their AS Level examinations with the result that they can now approach their UCAS applications with the confidence that they can compete for the full range of options including the most prestigious and sought after courses.

The pattern of the last few years has shown that Upper Sixth groups usually add about 5-10% to their A and B grade performance as they complete the second 'A2' stage of their A Level courses.

We can be optimistic about another outstanding A Level performance from our Upper Sixth in 2011 with every possibility that the A* to B percentage will exceed 80% for the eighth consecutive year!

BURGESS HILL SCHOOL

for girls

GCSE 2011

All students achieve 5 or more A* to C grades

Excellent results alongside outstanding performances in drama, music and Sussex girls' sport during 2010-2011

67%
A*/A grades

Times top 100 GCSE schools
2006 to 2010

Record GCSE Results for
Sussex 2008

A* to C
Pass rate
98%

Over a quarter of the year
group achieves all A* and A
grades

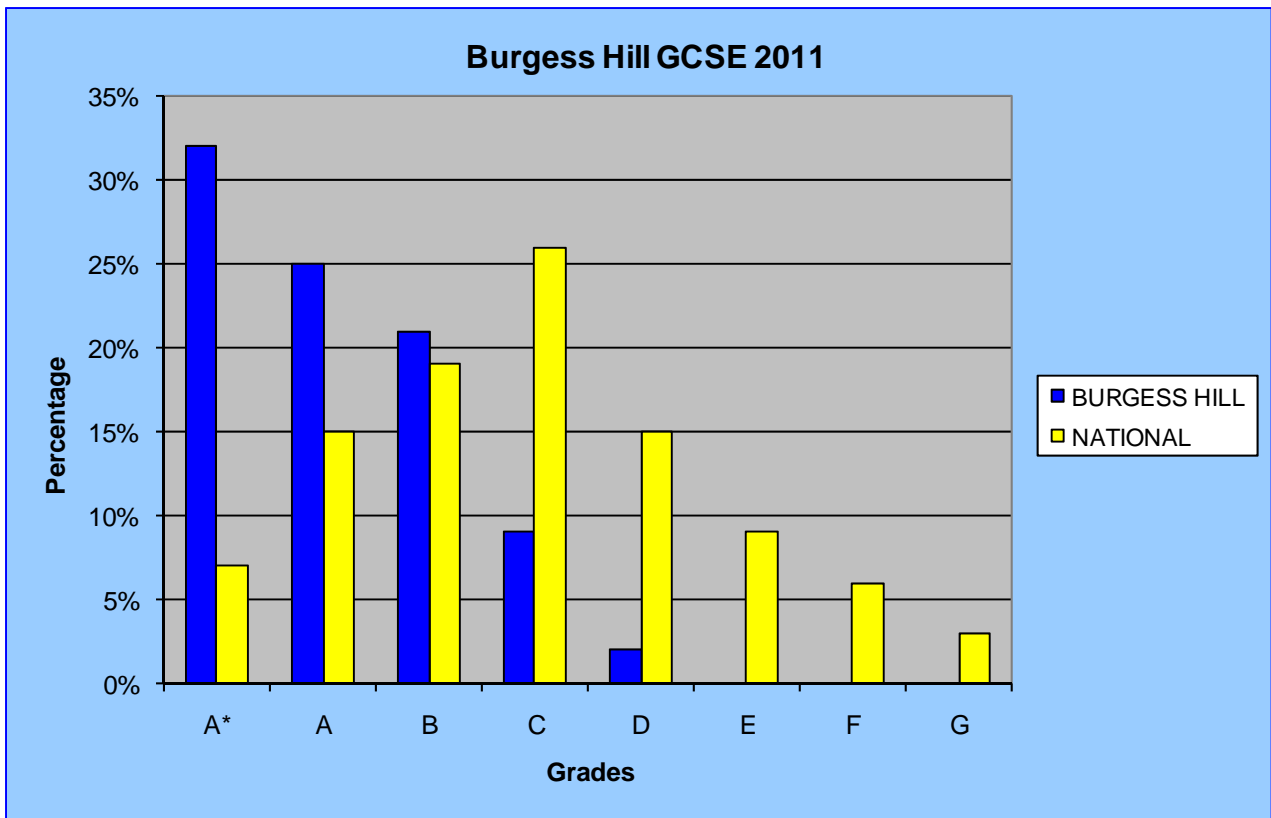


In the last five years we have celebrated GCSE results that broke all records for both Burgess Hill School and all schools in Sussex. Our 2011 Year Group delivered an excellent 97% A* to C grades with

Particular congratulations go to the following 17 girls who gained A/A* in all their subjects:

Kitty Cleaver, Eleanor De, Ashleigh Gibbon, Isabel Manning, Aoife McDonald Bowyer, Constance Moon, Lily Pederson, Eleanor Prail, Kayley Rainton, Rosalind Scott, Emily Seccombe, Kitty Taylor, Phao Wheatley, Bethan Williams, Isobel Wimbleton, Mandy Yau and Julia Zhuang.

A further 30 students gained 5 or more A* and A grades to give the best possible foundation for their Sixth Form studies and future plans for Higher Education.



These results reflect the hard work and commitment of both girls and staff and will provide an excellent grounding for A level work and future university entry.

For the last six years our Year 11 students have achieved more than three times the national percentage of top A* and A grades that provide the best foundation for A level work. In 2011, our Year 11 recorded 67% A*/A grades to maintain this outstanding record.

Year 11 2011
67% A*/A Grades
 (National A*/A - 22%)

47 girls (71%)
achieve 5 or more
A* or A grades

It is with much delight that we celebrate superb results in the vital core subjects of English, Mathematics and Science: 98.5% of all English Language and Literature results; 92.4% of all IGCSE Science results and 91.7% of all Mathematics and Statistics results were graded A* to B. With equally pleasing results in practical and creative subjects such as PE, Drama, Music and Art the girls have again demonstrated impressive breadth and balance of achievement and interests.

BURGESS HILL SCHOOL for GIRLS GCSE SUMMER 2011											
SUBJECT	A*	A	B	C	D	E	F	G	TOTAL ENTRY	%A*+A	PASS RATE A-C GRADES
ART	13	9	4	1					27	81.5	100.0
BIOLOGY (IGCSE)	8	5	3	1					17	76.5	100.0
BUSINESS ST.	1	7	6	8	3				25	32.0	88.0
CHEMISTRY (IGCSE)	7	4	3		3				17	64.7	82.3
CHINESE	12								12	100.0	100.0
CLASSICS / GREEK	1								1	100.0	100.0
RES. MATERIALS		4	1						5	80.0	100.0
DRAMA	3	15	4	1					23	78.3	100.0
ENGLISH LANG.	15	29	14	1					59	74.6	100.0
ENGLISH LIT.	6	30	22	1					59	61.0	100.0
FRENCH	11	6	6	5	4				32	53.1	87.5
GEOGRAPHY	10	10	2						22	90.9	100.0
GERMAN	2		2						4	50.0	100.0
HISTORY	11	14	7	4		1			37	67.6	97.3
ICT Short Course	1	7	1	1					10	80.0	100.0
LATIN	2	1		2					5	60.0	100.0
MATHEMATICS	20	25	14	7					66	68.2	100.0
MUSIC	2	3	1						6	83.3	100.0
PHYSICS (IGCSE)	7	3	5		2				17	58.8	88.2
PHYSICAL ED. Double	9	11	2						22	90.9	100.0
RELIGIOUS ST.	8	3	3	1					15	73.3	100.0
SCIENCE COORD. (IGCSE)	36	20	20	20	2				98	57.1	97.9
SPANISH	7	3	6	4		1			21	47.6	95.2
STATISTICS	6	7	5						18	72.2	100.0
TEXTILES	2	6	2	1	1				12	66.7	90.9
TOTAL	199.5	218.5	133.5	57.5	15	2				66.8%	97.6%
PERCENTAGE	32%	35%	21%	9%	2%	0.3%					

Year	2005	2006	2007	2008	2009	2010	2011
A* to C	96%	99.8%	98%	99.7%	98%	99.1%	97.5%
		Record					
A* and A	63%	81%	76%	85.2%	74%	76.5%	66.8%
Rank		Best in Sussex	Best in Sussex	Sussex Record			

BURGESS HILL SCHOOL GCSE THE LAST THREE YEARS									(cumulative performance)	
SUBJECT	A*	A	B	C	D	E	F	G	%A*+A	PASS RATE A-C GRADES
ART	33	28	6	1					89.7	100.0
BIOLOGY	23	18	6	3					82.0	100.0
BUSINESS STUDIES	19	28	10	11	4				65.3	94.4
CHEMISTRY	24	12	8	3	3				72.0	94.0
CHINESE	28	1							100.0	100.0
CLASSICAL CIVILISATION	4	3	3						70.0	100.0
D+T RESISTANT MATERIALS	4	7	4	2					64.7	100.0
DRAMA	11	28	14	2	1				69.6	98.2
ENGLISH LANGUAGE	46	82	41	2	1				74.4	99.4
ENGLISH LITERATURE	17	96	53	4	1				66.1	99.4
FRENCH	35	25	10	8	6				71.4	92.9
GEOGRAPHY	40	23	4	1					92.6	100.0
GERMAN	3	2	3	1					55.6	100.0
HISTORY	34	34	15	4	1	1			76.4	97.8
INFORMATION STUDIES	10	10	1	1					90.9	100.0
LATIN	13	3	2	2					80.0	100.0
MATHEMATICS	52	77	37	11	1				72.5	99.4
MUSIC	10	11	4						84.0	100.0
PHYSICS	24	9	11	4	2				66.0	96.0
PHYSICAL EDUCATION	23	18	4	1					89.1	100.0
SCIENCE CO-ORD DUAL AWARD	86	82	62	43	10				59.4	96.5
SPANISH	20	26	10	10	1	1			67.6	97.1
STATISTICS	27	14	5						89.1	100.0
TEXTILES	9	11	4	1	1				76.9	96.2
GREEK	2	2	1						80.0	100.0
TOTAL	597	650	318	115	32	2	0	0	72.8	98.2%
PERCENTAGE	35%	38%	19%	7%	2%	0%	0%	0%		

GCSE - The Last Three Years

* **72.8% A* and A grades!**

* **98.2% A* to C grades**

